

## TECHNICAL SHEET

# Q10-39.1Y

---

## Standard Reciprocating SERIES

### LEGAL DISCLAIMER:

While Frascold has made every effort at the time of publication to ensure the accuracy of the information provided herein, product specifications and performances could be subject to change without notice. You can find the most updated information in our Product Selection Software FSS3 at the link:  
[https://www.frascold.it/en/download/software/fss\\_3\\_frascold\\_selection\\_software](https://www.frascold.it/en/download/software/fss_3_frascold_selection_software).



## Technical data - Q10-39.1Y

Number of pistons		4
Nominal motor power	HP	10
Nominal motor power	kW	7,5
Displacement @ (1450 rpm - 50 Hz)	m <sup>3</sup> /h	38,6
Displacement @ (1740 rpm - 60 Hz)	m <sup>3</sup> /h	46,3
Power supply	V/ph/Hz/Connection	400/3/50/DOL-STAR
MRA	A	23,7
LRA	A	116
LRA DOL	A	null
Power supply	V/ph/Hz/Connection	230/3/50/DOL-DELTA
MRA	A	41,2
LRA	A	201
LRA DOL	A	null
Maximum frequency	Hz	87
Minimum frequency	Hz	25
Net weight	kg	88
Lubricant		FRASCOLD POE32
Oil charge	l	1,6
Maximum operating pressure HP	bar	30
Maximum static pressure LP	bar	20,5
Capacity step	%	100-75-50

## Standard accessories - Q10-39.1Y

Suction and discharge valves with soldering connection

Packing ensuring proper handling and protection

IP56 terminal box

Oil level sight glass(es)

Electronic protection module INT69

T00ECA01A

Rubber vibration dampers (4 pcs)

Nitrogen protective charge

## Optional accessories - Q10-39.1Y

Special voltage for electrical motor

Crankcase heater

CC capacity control head

RSH capacity control head

US unloaded start head

Head Cooling Fan

FLI liquid injection kit

Oil Equalizing Fitting with valve

USB adapter for Diagnose

T00EC57

Bluetooth Module for Diagnose

T00EC69

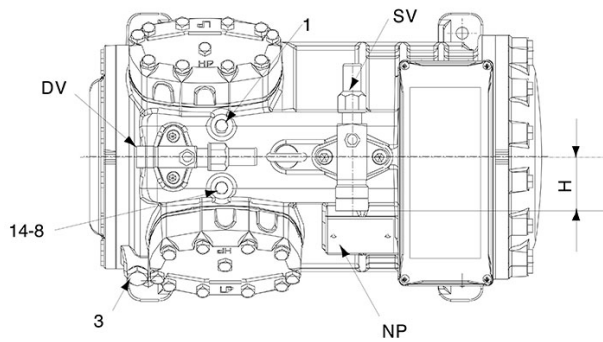
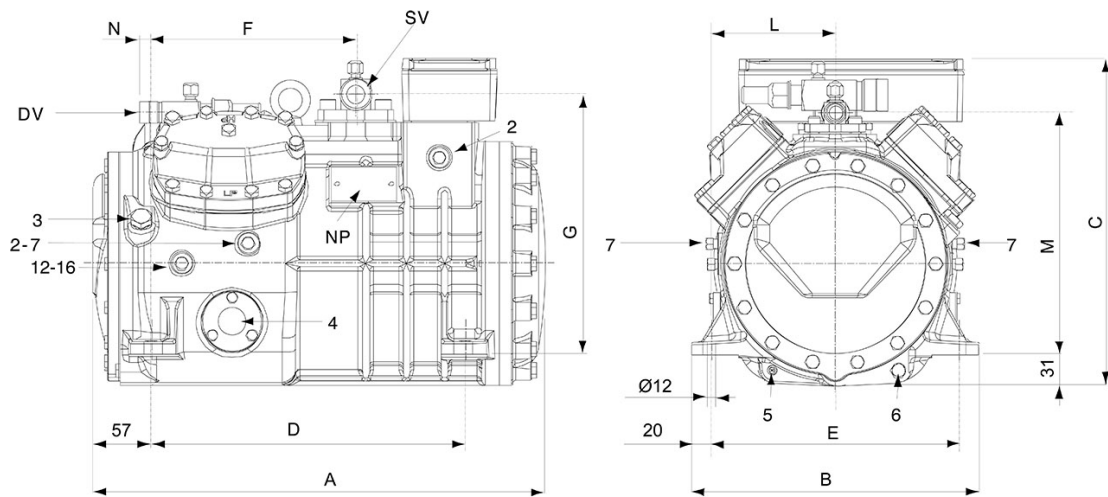
Modbus connection cable

T00EC65

DP-Modbus gateway

T00EC59

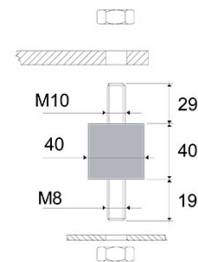
Special painting



Supporto antivibrante

Vibration absorber

Vibrationsabsorber



## Position and connections:

SV: Suction Valve	mm	35
SV: Suction Valve	inch	1 3/8"
DV: Discharge valve	mm	28,6
DV: Discharge valve	inch	1 1/8"
A: Length	mm	480
B: Width	mm	286
C: Height	mm	328
D: Base mounting	mm	312
E: Base mounting	mm	246
F: Suction Valve	mm	203
G: Suction Valve	mm	261
H: Suction Valve	mm	58
L: Discharge valve	mm	123
M: Discharge valve	mm	239
N: Discharge valve	mm	28
1: High pressure connection		1/8" NPT
2: Low pressure connection		1/8" NPT
3: Oil charge plug		1/4" GAS
4: Oil level sight glass		-
5: Crankcase heater seat		-
6: Oil drain plug		M8 x 22
7: Liquid injection plug		1/8" NPT
8: Liquid injection sensor plug		1/8" NPT
12: Oil return plug		1/8" NPT
14: Max discharge temperature sensor connection		1/8" NPT
16: Crankcase pressure plug		1/8" NPT
NP: Nameplate		-